



Draper Aden Associates

Engineering • Surveying • Environmental Services

2008 Tri-State Solid Waste Rate Report



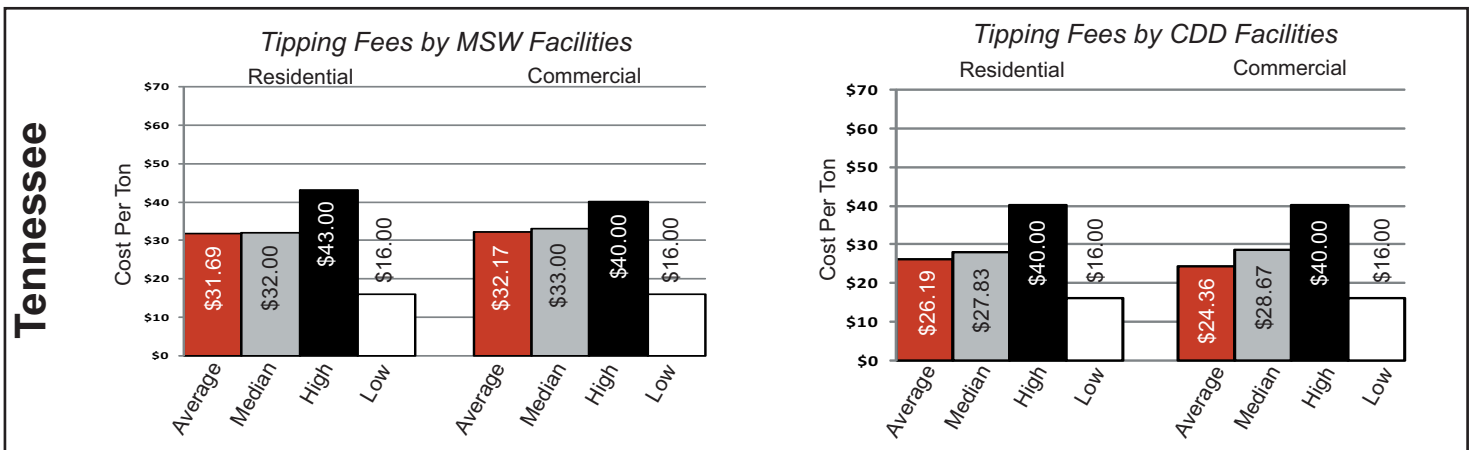
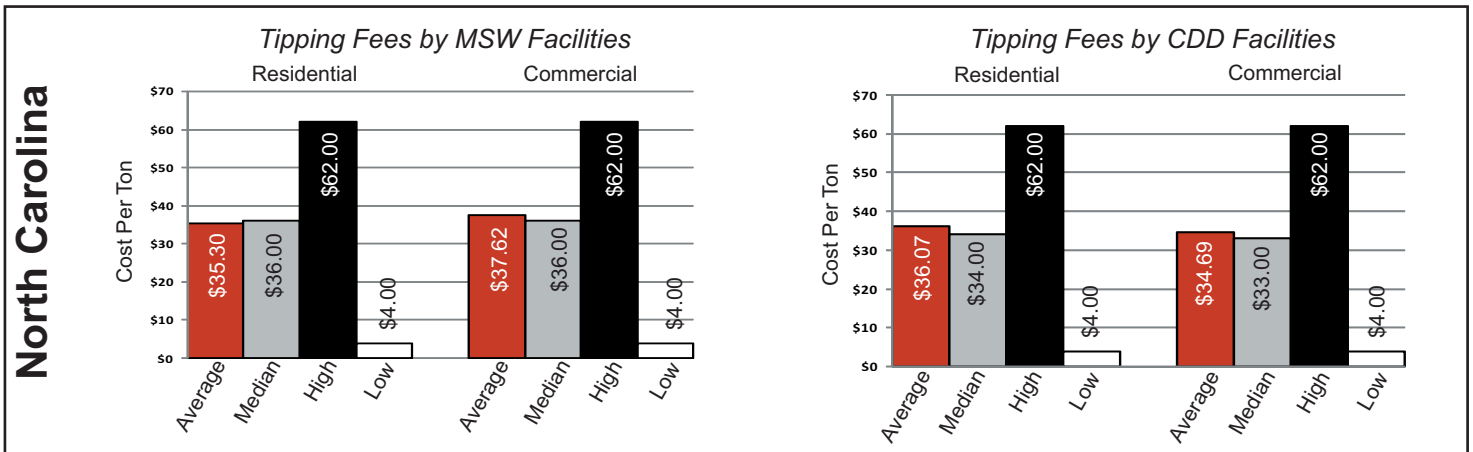
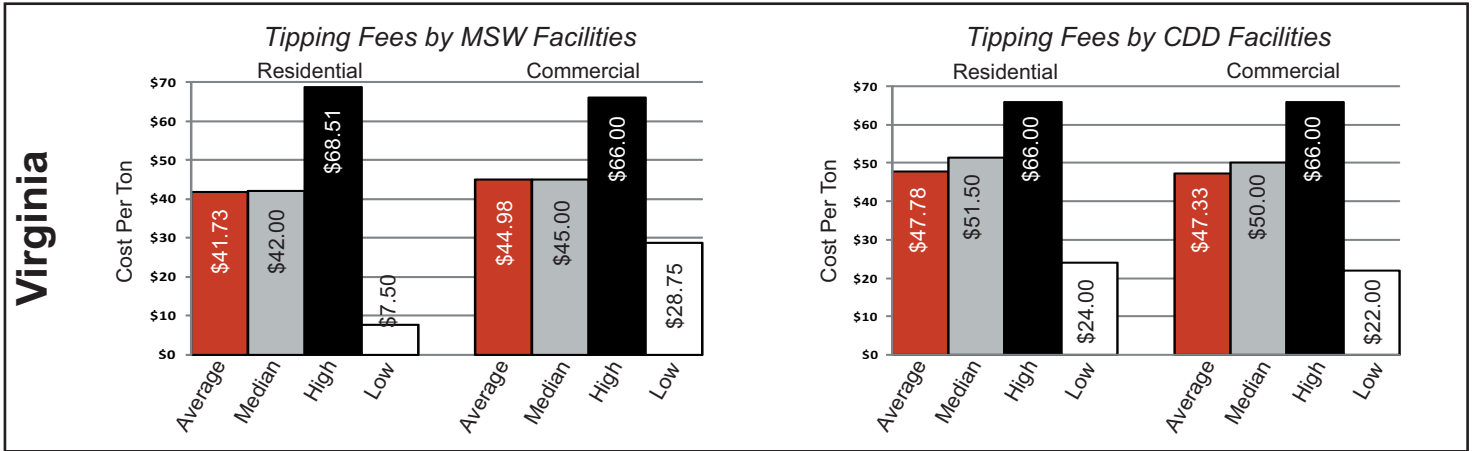
*A look at tipping fees and recycling practices
in Virginia, North Carolina and Tennessee*



Draper Aden Associates sent questionnaires to solid waste managers in Virginia, North Carolina and Tennessee during the summer of 2007 in order to gather information and compare tipping fee rates. The first half of the two-part survey covered tipping fees for municipal solid waste, construction and demolition waste, and sludge and yard waste. The second part of the survey asked questions concerning recycling programs and fees. This report is a summary of the results of that survey.

A special thank you to all participants who responded and helped make this report a success once again. Contact information is on the back cover if you have any questions, comments or would like to have extra copies.

The graphs below reflect the results, represented by state, of the information gathered from survey participants.



The information in this report was provided by respondents to a survey and is presumed to be correct. In some cases, the respondents were contacted by telephone and interviewed to clarify responses. However, Draper Aden Associates does not warrant the accuracy of the information presented in the report.

Solid Waste Rates

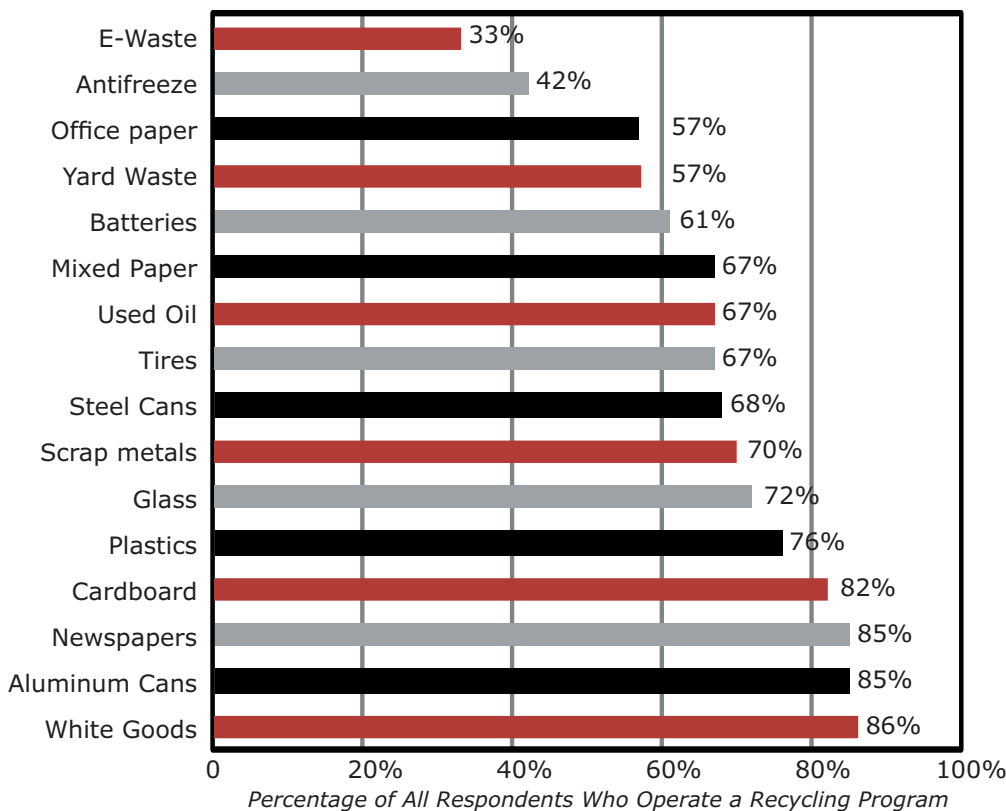
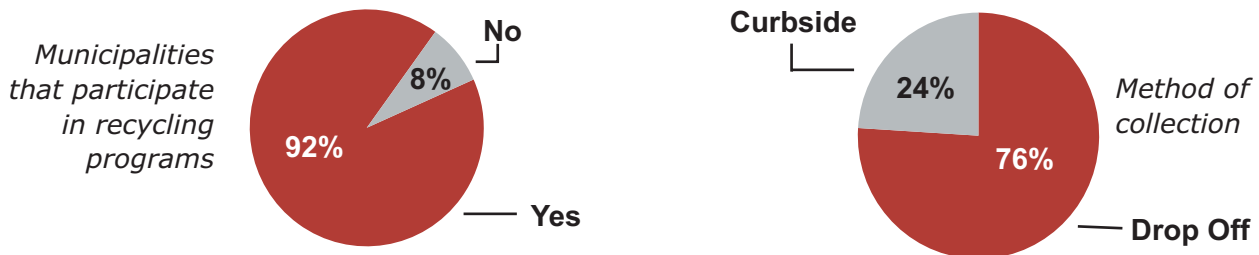
Survey participants disposed of just over 7 million tons of solid waste in 2006. Each facility dealt with an average of 42,000 tons of solid waste with a median of 15,400 tons.

The table to the right indicates the averages of all tipping fees, per ton, either paid or charged by survey participants. Individual data for each respondent can be found in the following pages of this report.

Average Fees Charged Per Ton	MSW Residential	MSW Commercial	CDD Residential	CDD Commercial	MSW Paid	CDD Paid
All	\$38.86	\$40.41	\$39.37	\$38.10	\$34.97	\$36.96
VA	\$41.73	\$44.98	\$47.78	\$47.33	\$38.48	\$44.54
NC	\$35.30	\$37.62	\$36.07	\$34.69	\$39.01	\$37.96
TN	\$31.69	\$32.17	\$26.19	\$24.36	\$28.99	\$29.72

Recycling

Just over 2.1 million tons of materials were recycled by survey respondents who said they participated in a recycling program. Questions regarding recycling programs, methods of collection, and materials accepted were asked in the survey. Ninety-two percent (92%) of survey participants indicated they either owned, operated or participated in some kind of recycling program. The method of collection favored was drop off with only 26% indicating they utilized curbside pickup.



White goods, closely followed by aluminum cans, newspapers and cardboard were the materials that were most widely accepted by recycling programs according to survey results. The materials least accepted for recycling purposes were textiles which were received at 10% of the recycling programs surveyed. Only 11% of the recycling programs accepted construction/demolition materials.

Solid Waste Rates

Virginia														
Locality	Facility	Tons Disposed	Ownership	Operation	Fees Charged MSW Res	Fees Charged MSW Com	Fees Charged CDD Res	Fees Charged CDD Com	Fees Paid MSW	Fees Paid CDD	Sludge Charged	Yard Waste Charged	Sludge Paid	Yard Waste Paid
Roanoke County	LF		N	N	\$45.00	\$55.00	\$45.00	\$55.00	\$45.00	\$45.00		\$35.00		\$35.00
Roanoke County	TS	45,798												
Roanoke County	O	472	N	N										
Roanoke Valley Res. Authority	LF	154,128	Y	Y	\$45.00	\$55.00	\$55.00	\$55.00			\$55.00	\$35.00		
Roanoke Valley Res. Authority	TS	169,624	Y	Y	\$45.00	\$55.00	\$55.00	\$55.00			\$55.00	\$35.00		
Rockbridge County	LF		Y	Y		\$41.25		\$41.25						
Rockingham County	LF	95,000	Y	Y	\$41.00	\$41.00	\$56.00	\$56.00	\$41.00	\$56.00				
Shenandoah County	LF		Y	Y	\$36.00	\$36.00	\$52.50	\$52.50	\$36.00	\$52.50	\$52.50/ton		\$52.50/ton	
Smyth County	TS	24,769	Y	Y	\$45.00	\$45.00								
Spotsylvania County	LF	58,957	Y	Y		\$45.00					\$115./load			
Staunton, City of	LF	35,227	Y	Y	\$40.00	\$40.00	\$40.00	\$40.00	\$40.00	\$40.00				
Suffolk, City of	LF	43,000	N	N		\$60.00		\$22.00						
Washington County	TS	38,000	Y	Y		\$35.00								
Wise County	LF	6,398	Y	Y										
Wise County	TS	35,224	Y	Y										
Wythe/Bland Joint PSA	TS	33,180	Y	Y	\$52.00	\$52.00	\$52.00	\$52.00						

North Carolina														
Locality	Facility	Tons Disposed	Ownership	Operation	Fees Charged MSW Res	Fees Charged MSW Com	Fees Charged CDD Res	Fees Charged CDD Com	Fees Paid MSW	Fees Paid CDD	Sludge Charged	Yard Waste Charged	Sludge Paid	Yard Waste Paid
Aberdeen, Town of														
Alamance County	LF	84,000	Y	Y	\$36.00	\$36.00	\$30.00	\$30.00						\$19/ton
Albemarle, City of	LF	7,583	Y	Y	\$28.00	\$28.00			\$28.00			\$18.00		\$18.00
Albemarle, City of	LF	468	Y	Y			\$20.00	\$20.00		\$20.00				
Albemarle Regional SW Mgt. Authority	LF	12,440	N	N					\$40.85	\$40.85				
Albemarle Regional SW Mgt. Authority	LF	678	Y	Y								\$45/ton		\$45/ton
Albemarle Regional SW Mgt. Authority	TS		Y	Y	\$62.00	\$62.00	\$62.00	\$62.00	\$55.37	\$55.37				
Bladen County	LF	3,564	Y				\$25.00	\$25.00						
Bladen County	LF	457	Y	Y				\$25.00						
Bladen County	TS	21,330	Y	Y		\$33.50								
Blowing Rock, Town of	TS	2,855	N	N					\$45.00					
Burlington, City of	LF	19,319	N	N	\$36.00				\$36.00			\$19/ton		\$19/ton
Cabarrus County	LF	158,625	Y	Y			\$22.00	\$22.00						
Cabarrus County	LF	159,831	N	N										
Camden County	LF	1,468	N	N						\$48.00				
Camden County	LF	3,597	N	N					\$64.00					
Camden County	LF	4	N	N					\$73.00					
Caswell County	O	7,763		Y										
Catawaba County	LF	211,852				\$30.00	\$19.50	\$19.50						
Chatham County	TS	11,500	N	N						\$46.61	\$46.61			
Coastal Regional SWM Authority	LF	233,359	Y	Y	\$34.00	\$34.00	\$34.00	\$34.00			\$34.00	\$12.50	\$0.00	\$0.00
Coastal Regional SWM Authority	TS	120,870	Y	Y	\$46.50	\$46.50	\$46.50	\$46.50				\$25.00		
Coastal Regional SWM Authority	S	10,074	Y	Y	\$46.50	\$46.50	\$46.50	\$46.50				\$25.00		
Gaston County	LF	105,000	Y	Y	\$26.00	\$30.00								
Gaston County	LF	52,350	Y	Y			\$22.00	\$22.00						
Goldsboro, City of	LF	10,112	N	N					\$23.00	\$23.00				
Goldsboro, City of	TS	10,112	Y	Y										
Granville County	LF	30,000	Y	Y			\$22.00	\$22.00						

Solid Waste Rates

North Carolina														
Locality	Facility	Tons Disposed	Ownership	Operation	Fees Charged MSW Res	Fees Charged MSW Com	Fees Charged CDD Res	Fees Charged CDD Com	Fees Paid MSW	Fees Paid CDD	Sludge Charged	Yard Waste Charged	Sludge Paid	Yard Waste Paid
Wilson, City of	TS	23,681	N	N					\$31.65					
Wilson, City of	TS	1,295	N	N					\$46.37					
Wrightsville Beach, Town of	LF	5,277	N	N	\$46.00									
Wrightsville Beach, Town of	O	649	N	N								\$2.00		\$2.00

Tennessee														
Locality	Facility	Tons Disposed	Ownership	Operation	Fees Charged MSW Res	Fees Charged MSW Com	Fees Charged CDD Res	Fees Charged CDD Com	Fees Paid MSW	Fees Paid CDD	Sludge Charged	Yard Waste Charged	Sludge Paid	Yard Waste Paid
Alcoa, City of	LF	97,396	Y	Y	\$32.00	\$32.00	\$32.00	\$32.00						
Carter County/Elizabethton SW	LF							\$30.00						
Carter County/Elizabethton SW	TS	14,355	Y	Y		\$37.00								
Claiborne County	TS	14,500	Y	Y	\$40.00	\$40.00	\$40.00	\$40.00	\$30.00	\$30.00	\$40.00	\$40.00	\$30.00	\$30.00
Coffee County	TS	9,731	N	N					\$29.29	\$29.29				
Collegedale, City of	LF	2,451	N	N					\$24.50					
Collegedale, City of	TS		Y	Y										
Cumberland County	LF	23,458	Y	Y		\$40.00			\$40.00					
Cumberland County	LF	16,605	Y	Y				\$32.00		\$32.00				
Elizabethton, City of	LF	815	N	N					\$30.00					\$30.00
Elizabethton, City of	LF	11,559	N	N					\$31.00				\$33.00	
Fentress County	TS	9,698												
Franklin, City of	LF	54,000	N	N					\$18.45	\$18.45				
Franklin, City of	LF	10,000	N	N								\$2.00		
Franklin, City of	TS	28,000	Y	Y	\$29.50	\$29.50	\$29.50	\$29.50						
Giles County	LF	5,721	N	N			\$22.00	\$22.00		\$22.00		\$22.00		\$22.00
Giles County	TS	22,166	N	N	\$27.83	\$27.83	\$27.83	\$27.83	\$27.83	\$27.83		\$27.83		\$27.83
Greeneville, Town of	LF	42,024	N	N					\$17.51					
Greeneville, Town of	TS	42,140	Y	Y	\$33.51	\$33.51			\$17.66					
Greeneville, Town of	LF	7,085	Y	Y			\$16.00	\$16.00						
Johnson City, City of	LF		Y	N					\$30.82	\$35.62				
Lafayette, City of	LF	5,454	N	N					\$30.00	\$30.00			\$30.00	
McMinn County	LF	41,250	Y	Y	\$16.00	\$16.00					\$16/ton	\$16/ton		
McMinn County	LF	15,250	Y	Y			\$16.00	\$16.00						
McMinnville, City of	TS	10,402	N	N					\$35.75	\$35.75				
Memphis, City of	LF	130,098	N	N					\$21.42					
Memphis, City of	LF	152,768	N	N					\$21.42					
Memphis, City of	LF	43,798	N	N					\$19.00					
Montgomery County	LF	182,727	Y	Y		\$33.00					\$6.00	\$2.00		
Montgomery County	O	288,860	Y	Y										
Portland, City of	TS	5,000	N	N				\$43.00	\$43.00					
Red Boiling Springs, Town of	LF	821	N	N					\$35.00					
Red Boiling Springs, Town of	LF	83	N	N					\$50.00					
Sevierville, City of	LF	14,984	Y	N					\$38.85	\$35.95			\$23.50/ton	\$16.50/ton
Shelby County	LF	2,257	N	N					\$20.99					
Shelby County	TS	187	N	N										
White County	LF	15,477	Y	Y		\$35.00								
White County	LF	4,773	Y	Y				\$35.00						

Recycling

Locality		Materials Received														Activities Performed							
		Aluminum Cans	Mixed Paper	Cardboard	Steel Cans	Used Oil	Glass	Newspapers	Antifreeze	Plastics	White Goods	Scrap Metals	yard Waste	Batteries	Office Paper	Textiles	Tires	Drop Off	Curbside	MRF	Hauling	Mulching	Baling
VA	Acomack County	•	•	•	•	•	•	•	•	•	•	•	•	•		•	•					•	
VA	Amherst County	•	•	•	•	•	•	•	•	•	•	•	•	•		•	•						
VA	Augusta County	•	•	•	•	•	•	•		•	•	•	•	•		•	•					•	
VA	Bath County	•	•	•	•	•		•	•	•	•		•	•		•	•						
VA	Bedford County	•	•	•	•	•	•	•		•	•	•	•	•	•	•	•		•			•	
VA	Buckingham County	•	•	•			•			•	•						•			•			
VA	Campbell County	•	•	•	•	•		•			•	•	•	•		•	•		•				
VA	Covington, City of	•	•	•		•	•			•		•	•	•		•	•						
VA	Cumberland County	•	•	•	•		•			•	•	•		•		•	•				•		
VA	Cumberland Plateau Reg. WMA	•	•	•		•		•		•	•		•	•		•	•					•	
VA	Fauquier County	•	•	•	•	•	•	•	•	•	•	•	•	•	•	•	•				•	•	•
VA	Franklin County	•		•	•	•				•	•	•	•			•	•				•	•	
VA	Frederick County	•	•	•	•	•	•	•		•	•	•	•	•		•	•					•	
VA	Greensville County									•	•	•				•	•						
VA	Hanover County	•	•	•	•	•	•	•	•	•	•	•	•	•	•	•	•				•	•	•
VA	Henrico County	•	•	•	•	•	•	•	•	•	•	•	•	•		•	•		•			•	
VA	Henry County	•	•	•	•						•			•			•				•		
VA	Lexington, City of	•	•	•	•		•	•		•	•	•		•		•	•				•		•
VA	Manassas, City of	•	•	•	•		•	•		•	•	•		•	•		•	•					
VA	Martinsville, City of	•			•	•	•			•	•					•	•						
VA	Nelson County	•	•	•	•	•	•			•	•	•	•	•		•	•					•	
VA	Newport News, City of	•	•	•	•	•	•	•	•	•	•	•	•	•		•	•		•			•	
VA	New River Resource Authority									•	•		•			•						•	
VA	Northampton County	•	•	•	•	•	•			•	•		•	•			•						
VA	Orange County	•		•	•	•	•	•	•	•	•		•			•	•						
VA	Portsmouth, City of	•		•			•	•		•							•						
VA	Prince Edward County			•		•	•			•	•					•	•				•		
VA	Prince George County	•	•	•	•	•	•	•	•	•	•	•	•	•	•	•	•					•	
VA	Prince William County	•	•	•	•	•	•	•	•	•	•	•	•	•	•	•	•		•	•	•	•	•
VA	Rappanock County	•			•	•	•	•	•	•	•		•			•							
VA	Rivanna Solid Waste Authority	•	•	•	•	•	•	•	•	•	•	•	•	•		•	•		•	•	•	•	•
VA	Roanoke County	•		•			•			•	•						•					•	
VA	Roanoke Valley Resource Authority	•					•			•	•	•	•			•	•					•	
VA	Rockingham County	•		•	•	•	•	•	•	•	•		•			•	•						
VA	Shenandoah County	•	•	•	•	•	•	•	•	•	•	•	•	•		•	•					•	•
VA	Smyth County	•				•		•		•	•	•				•	•						
VA	Spotsylvania County	•		•		•	•	•	•	•	•	•	•	•		•	•						
VA	Staunton, City of	•			•	•	•			•							•			•			
VA	Suffolk, City of	•	•	•	•	•	•	•	•	•	•	•					•						
VA	Washington County	•	•		•	•	•	•	•	•	•	•		•			•				•		
VA	Wise County		•	•			•			•	•	•					•						
NC	Aberdeen, Town of	•		•	•		•			•							•		•				
NC	Alamance County	•		•	•	•	•	•	•	•	•	•	•			•	•					•	•
NC	Albemarle, City of										•	•					•						
NC	Albemarle Regional SW Mgt. Authority	•	•	•	•	•	•	•	•	•	•	•	•	•		•	•						
NC	Bladen County	•		•		•				•	•	•	•			•	•				•		
NC	Blowing Rock, Town of	•	•	•	•		•	•				•					•					•	
NC	Burlington, City of	•	•	•	•	•	•			•	•	•		•					•				
NC	Cabarrus County	•	•	•	•	•	•	•	•	•	•	•	•	•		•	•				•	•	•
NC	Camden County			•		•	•	•	•	•				•		•	•						

Recycling

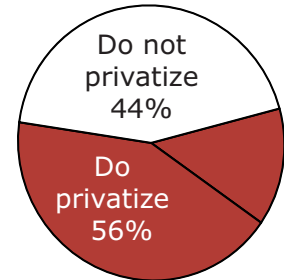
Locality		Materials Received															Activities Performed							
		Aluminum Cans	Mixed Paper	Cardboard	Steel Cans	Used Oil	Glass	Newspapers	Antifreeze	Plastics	White Goods	Scrap Metals	yard Waste	Batteries	Office Paper	Textiles	Tires	Drop Off	Curbside	MRF	Hauling	Mulching	Baling	
NC	Caswell County	•		•	•	•		•			•	•				•	•		•	•				
NC	Catawaba County	•	•	•	•	•	•	•	•	•	•	•	•	•	•	•	•	•	•	•	•	•		
NC	Chatham County	•	•	•	•	•	•	•	•	•	•	•	•	•	•		•	•			•	•		
NC	East Carolina Environmental	•	•	•	•	•	•	•	•	•	•	•	•	•	•		•	•			•	•		
NC	Gaston County	•	•	•	•	•	•	•	•	•	•	•	•	•	•		•	•			•	•		•
NC	Goldsboro, City of	•	•	•			•	•		•		•						•						
NC	Granville County	•		•	•	•	•	•	•	•	•	•	•				•	•						
NC	Greensboro, City of	•	•	•	•	•	•	•	•	•	•	•	•	•			•	•	•			•		
NC	Guilford County					•			•		•		•				•	•						
NC	High Point, City of	•	•	•	•		•	•		•	•	•		•			•	•	•	•	•	•	•	•
NC	Iredell County	•	•	•	•	•	•	•	•	•	•	•	•	•	•		•	•				•	•	•
NC	Jackson County	•	•	•	•	•	•	•	•	•	•	•	•	•	•		•	•				•		
NC	Kernersville, Town of	•	•	•	•		•	•		•	•	•	•	•	•			•			•	•		
NC	Laurinburg, City of	•	•	•	•	•	•	•		•	•	•	•				•	•	•	•	•		•	•
NC	Macon County	•	•	•	•	•	•	•	•	•	•	•	•	•			•	•					•	•
NC	McDowell County	•	•	•	•	•	•			•	•	•	•	•	•	•	•	•				•	•	•
NC	Moore County	•	•	•	•	•	•	•	•	•	•	•	•	•			•	•				•		•
NC	Orange County	•	•	•	•	•	•	•	•	•	•	•	•	•			•	•	•			•	•	•
NC	Pitt County	•	•	•	•	•	•	•	•	•	•	•	•	•	•		•	•		•	•			
NC	Reidsville, City of	•	•		•	•	•	•		•	•	•		•			•	•				•		
NC	Robeson County	•	•	•	•	•		•	•	•	•	•		•	•		•	•						
NC	Rocky Mount, City of	•	•		•	•	•	•		•	•	•	•	•			•	•				•		
NC	Sunset Beach, Town of											•						•						
NC	Tarboro, City of	•		•	•	•	•	•		•								•						
NC	Wake County	•	•	•	•	•	•	•	•	•	•		•	•			•	•			•		•	•
NC	Warren County	•	•	•		•	•	•			•		•	•			•	•						
NC	Washington, City of	•	•	•			•	•		•				•				•						
NC	Wayne County	•	•	•	•	•	•			•	•		•		•		•	•			•			
NC	Wilson, City of	•			•	•	•			•								•						
NC	Wrightsville Beach, Town of	•	•	•			•	•		•	•	•					•	•			•			
TN	Alcoa, City of	•		•	•	•	•	•		•	•	•		•			•	•	•					
TN	Carter County/Elizabethon SW		•	•		•		•			•			•	•		•	•			•		•	•
TN	Claiborne County	•	•	•		•		•			•	•		•			•	•			•			
TN	Coffee County	•	•	•			•	•		•	•						•	•						
TN	Collegedale, City of											•						•				•		
TN	Cumberland County	•	•	•	•	•	•			•	•	•		•	•		•	•		•	•		•	•
TN	Elizabethon, City of																							
TN	Fentress County	•	•	•	•	•	•	•	•	•	•		•	•	•		•	•		•	•		•	•
TN	Franklin, City of																							
TN	Giles County	•		•	•		•	•		•							•	•						
TN	Greeneville, Town of					•			•		•	•	•				•	•				•		
TN	Greeneville, Town of					•		•			•	•	•				•	•				•		
TN	Johnson City, City of	•	•	•		•	•	•		•	•	•	•	•			•	•		•	•		•	•
TN	Lafayette, City of			•																				
TN	McMinn County	•	•	•		•		•			•		•				•	•			•			
TN	McMinnville, City of			•													•	•			•			
TN	Memphis, City of	•	•	•	•		•	•		•	•	•		•			•	•	•			•		
TN	Montgomery County	•	•	•	•	•	•			•	•	•	•	•			•	•						
TN	Shelby County			•													•	•						
TN	White County	•	•	•	•	•		•		•	•	•	•	•			•	•			•			

Recycling

Locality	Privatization			Track		C&D				E-Waste							
	Privatization	Drop Off Boxes	Curbside Collection	Hauling	Industries	Non-Profit	C&D Recycling	Wood	Metals	Plastics	Pallets	E-waste	Computers	CRT	Cell Phones	Printers	E-Waste Charge
VA Accomack County	Y			•	•		N					Y			•		
VA Amherst County	Y	•		•			Y				•	N					
VA Augusta County	N						Y	•	•		•	N					•
VA Bath County	Y	•			•	•	N					N					
VA Bedford County	Y	•		•	•		N					Y	•	•	•	•	
VA Buckingham County	Y	•		•	•	•	N					Y			•		
VA Campbell County	N					•	N					N					
VA Covington, City of	Y						Y	•				N					
VA Cumberland County	Y	•		•	•	•	N					N					
VA Cumberland Plateau Reg. WMA	Y	•			•	•	N					Y	•	•	•	•	
VA Fauquier County	Y			•			Y	•	•		•	Y	•	•	•	•	•
VA Franklin County	N						N					N					
VA Frederick County	Y			•			Y					Y	•	•	•	•	•
VA Greensville County	N						Y					N					•
VA Hanover County	Y	•					Y	•	•		•	Y	•	•	•	•	•
VA Henrico County	Y	•	•		•		N					Y	•	•	•	•	•
VA Henry County	Y	•					N					N					
VA Lexington, City of	Y	•			•		N					N					
VA Manassas, City of	Y	•	•				N					Y	•	•	•	•	
VA Martinsville, City of	Y	•		•	•	•	N										
VA Nelson County	Y	•		•		•	Y					N					
VA Newport News, City of	Y	•	•		•		Y					Y	•	•	•	•	
VA New River Resource Authority	N						N					N					
VA Northampton County	Y	•		•			N					N					
VA Orange County	N						N					N					
VA Portsmouth, City of	N						N					N					
VA Prince Edward County	Y						N					Y	•	•	•	•	
VA Prince George County	Y	•					N					Y	•	•	•	•	
VA Prince William County	Y		•	•	•	•	N					Y	•	•	•	•	
VA Rappannock County	Y						N					Y	•	•	•	•	•
VA Rivanna Solid Waste Authority	Y	•	•	•	•	•	Y		•			Y			•		
VA Roanoke County	N				•		N					Y	•	•	•	•	
VA Roanoke Valley Resource Authority	Y	•	•				N					N					
VA Rockingham County	N	•			•		Y	•				Y	•	•			
VA Shenandoah County	Y	•			•		Y	•	•	•	•	Y	•	•		•	
VA Smyth County	N				•		N					Y	•	•	•	•	•
VA Spotsylvania County	N						N					Y	•	•	•	•	
VA Staunton, City of	N				•	•	N					N					
VA Suffolk, City of	N						N					N					•
VA Washington County	N						N					N					
VA Wise County	N						N					Y		•		•	•
NC Aberdeen, Town of	N						N					N					
NC Alamance County	Y	•	•	•			Y		•			N					
NC Albemarle, City of	Y		•				N					N					
NC Albemarle Regional SW Mgt. Authority	Y			•			N					N					
NC Bladen County	N						N					N					
NC Blowing Rock, Town of	Y			•			N					N					
NC Burlington, City of	Y		•	•			N					N					
NC Cabarrus County	Y			•			N					Y	•	•	•	•	•
NC Camden County	Y						N					N					

Privatization:

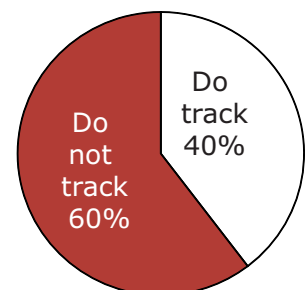
Survey participants were asked if their locality privatized either a part of or their entire recycling program.



Of the 56% who indicated all or part of their program is privatized, 25% said their entire recycling program was privatized.

Tracking:

Survey participants were asked if their locality tracked recycling carried out by others within the locality's jurisdiction. The others represented businesses, industries and non-profit organizations.

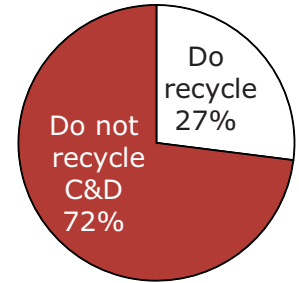


Recycling

Locality		Privitization				Track		C&D				E-Waste						
		Privatization	Drop Off Boxes	Curbside Collection	Hauling	Industries	Non-Profit	C&D Recycling	Wood	Metals	Plastics	Pallets	E-waste	Computers	CRT	Cell Phones	Printers	E-Waste Charge
NC	Caswell County	Y	•		•							N						
NC	Catawaba County	Y	•	•	•			Y	•	•		•	Y	•	•	•	•	
NC	Chatham County	Y						N					Y	•	•			•
NC	Coastal Regional SWM Authority							N					Y	•	•	•	•	
NC	East Carolina Environmental	Y			•	•	•	Y		•		•	N					
NC	Gaston County	N						Y	•		•	•	Y	•	•	•	•	•
NC	Goldsboro, City of	N						N					N					
NC	Granville County	Y	•					N					N					
NC	Greensboro, City of	Y			•			N					Y	•	•	•	•	•
NC	Guilford County	Y			•			N					Y	•	•	•	•	
NC	High Point, City of	N						N					N					
NC	Iredell County	N						N					Y	•	•	•	•	
NC	Jackson County	Y	•		•								N					
NC	Kernersville, Town of	N						Y		•	•	•	Y	•	•	•	•	
NC	Laurinburg, City of	N						N					N					
NC	Macon County	Y			•			Y				•	N					•
NC	McDowell County	Y	•	•	•			Y	•	•	•	•	N					
NC	Moore County	N						N					N					
NC	Orange County	Y						Y	•	•		•	Y	•	•	•	•	•
NC	Pitt County	Y						Y	•	•		•	Y	•	•		•	
NC	Reidsville, City of	N						N					N					
NC	Robeson County	N						N					N					•
NC	Sunset Beach, Town of	Y		•				N					N					
NC	Tarboro, City of	Y						N					N					
NC	Wake County	Y	•		•			N					Y	•	•	•	•	•
NC	Warren County	Y						N					N					
NC	Washington, City of	N						N					N					
NC	Wayne County	N						Y		•				•	•	•	•	
NC	Wilson, City of	Y						N					N					
NC	Wrightsville Beach, Town of	N						N					N					
TN	Alcoa, City of	Y						N					N					
TN	Carter County/Elizabethton SW	N						N					N					
TN	Claiborne County	Y			•	•		N					N					•
TN	Coffee County	N						N					N					
TN	Collegedale, City of	N						N					N					
TN	Cumberland County	N				•	•	N					N					
TN	Elizabethton, City of	Y	•					N					N					
TN	Fentress County				•			N					Y	•	•	•	•	
TN	Giles County	Y						N					N					
TN	Greeneville, Town of	N						Y	•	•			N					
TN	Johnson City, City of	N						N					Y	•	•	•	•	
TN	Lafayette, City of	Y						N					N					
TN	McMinn County	N				•	•	Y		•		•	N					
TN	McMinnville, City of	N						N					N					
TN	Memphis, City of	Y		•				N					N					
TN	Montgomery County	N				•	•	Y		•			Y	•	•		•	
TN	Red Boiling Springs, Town of	N						N					N					
TN	Sevierville, City of	N											N					
TN	Shelby County	N					•						Y	•	•	•	•	
TN	White County	N						Y		•	•		N					

Construction/Demo:

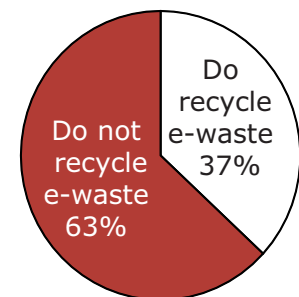
Construction/Demo recyclers indicated the most common materials recycled were "metals" followed by pallets.



Other materials accepted by survey participants for C&D recycling were concrete, bricks, stone asphalt and vinyl.

E-waste:

Participants were asked if their locality recycled computers, monitors, printers and/or cell phones. At least three survey respondents noted e-waste was accepted at a "once a year event." Four respondents indicated a charge from \$5-\$7 for each monitor or television recycled.





Draper Aden Associates

Engineering • Surveying • Environmental Services

2206 South Main Street
Blacksburg, VA 24060
(540) 552-0444

700 Harris Street
Charlottesville, VA 22903
(4434) 295-0700

11828 Fishing Point Drive, Ste 118
Newport News, VA 23606
(757) 599-9800

8090 Villa Park Drive
Richmond, VA 23228
(804) 264-2228

Forwarding Service Requested