



Draper Aden Associates

2005

Tri-State Solid Waste
Rate Report

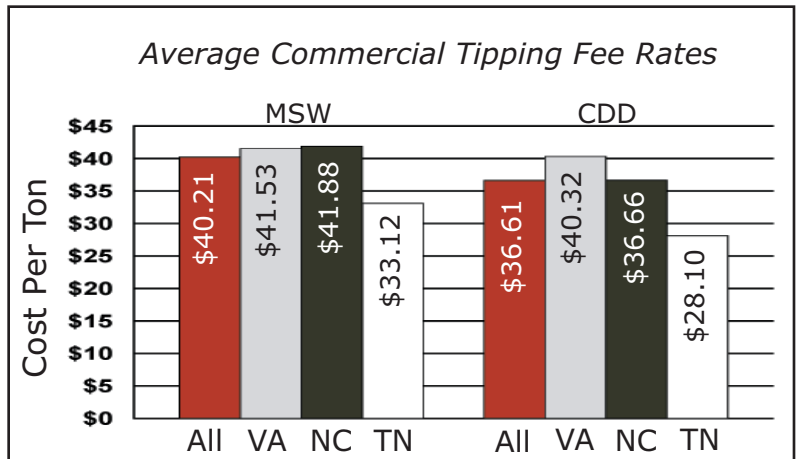
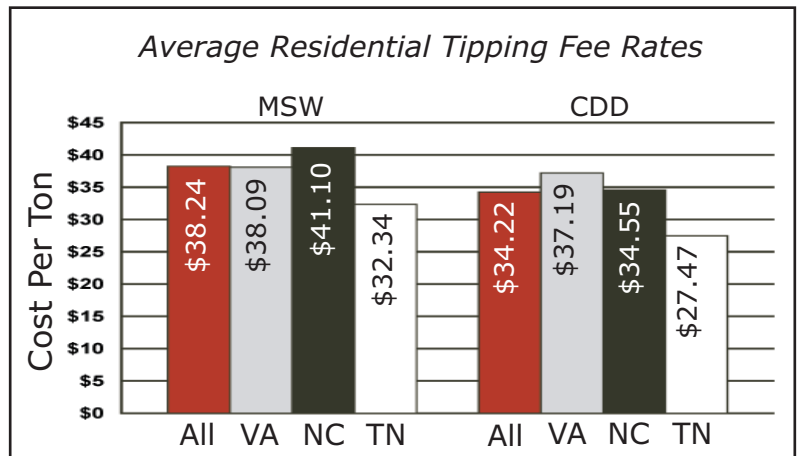


Draper Aden Associates proudly presents the 2005 Tri-State Solid Waste Rate Report. Questionnaires were sent to over 500 solid waste managers in Virginia, North Carolina and Tennessee in order to gathered information and compare tipping fee rates. Questions were included about municipal solid waste, construction and demolition waste, sludge and yard waste. Methods of funding were also examined.

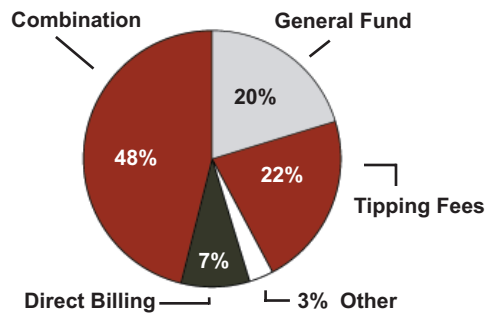
The 2005 Tri-State Solid Waste Survey received a 21% response rate with 111 responding out of a possible 521. The response rate is broken down by state as follows: Virginia 33%, North Carolina 23% and Tennessee 11%.

We hope you find this report helpful. A special thank you to all participants who responded and helped make this report a success once again. If you would like extra copies of the report feel free to contact us. Contact information is on the back cover.

Average Fees Charged Per Ton	MSW Residential	MSW Commercial	CDD Residential	CDD Commercial
All	\$38.24	\$40.21	\$34.22	\$36.61
VA	\$38.09	\$41.53	\$37.19	\$40.32
NC	\$41.10	\$41.88	\$34.55	\$36.66
TN	\$32.34	\$33.12	\$27.47	\$28.10

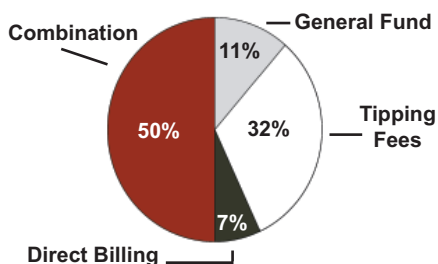


Combined Funding Methods

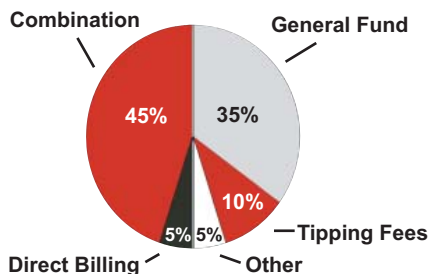


Funding Methods By State

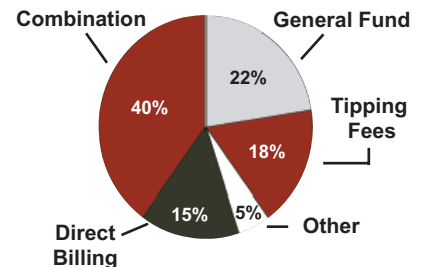
North Carolina



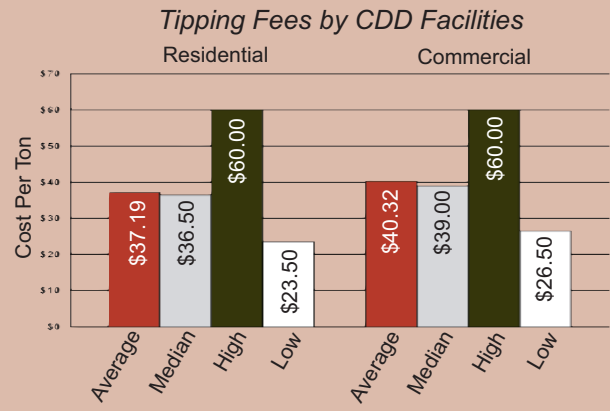
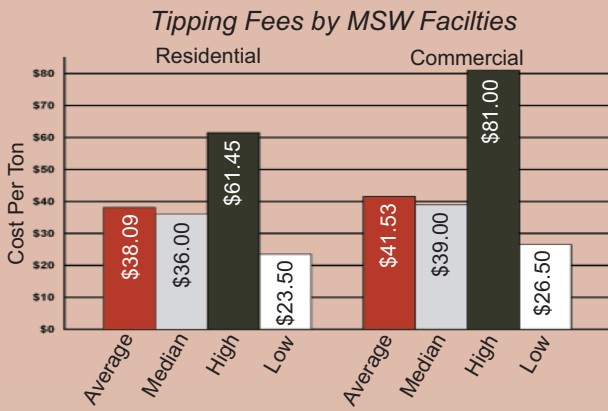
Tennessee



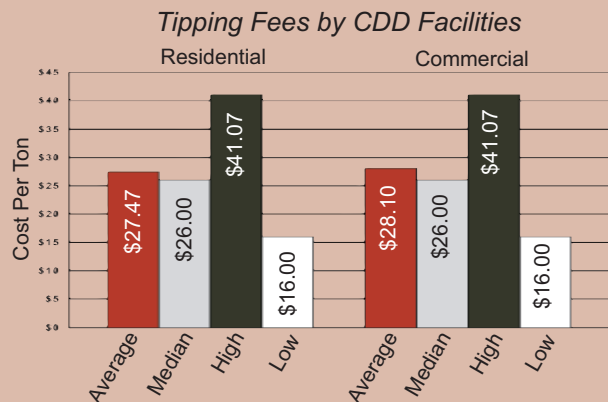
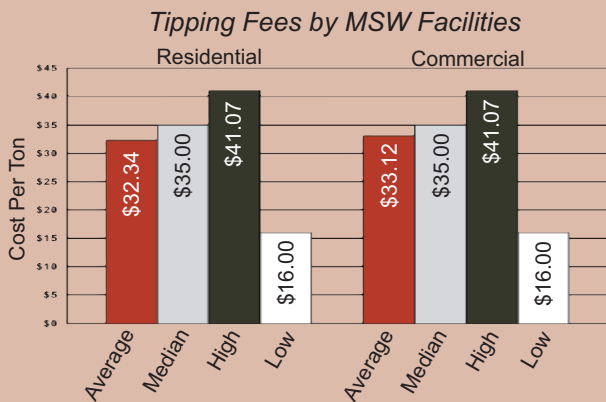
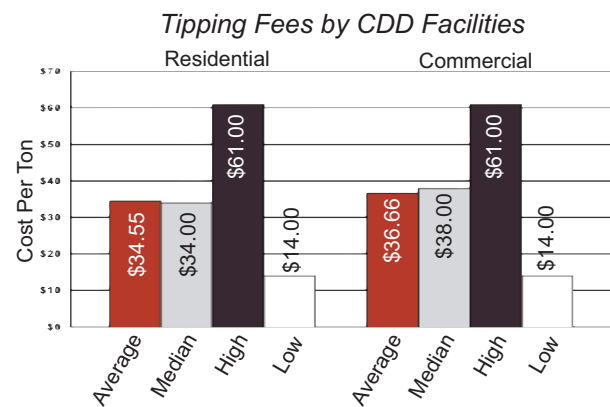
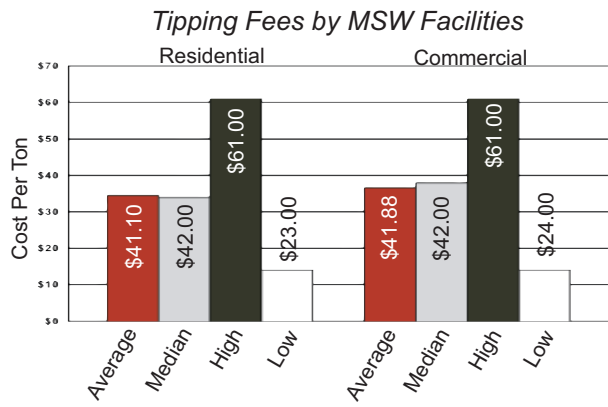
Virginia



Virginia



North Carolina



Solid Waste Rates

Key: L = Landfill, TS = Transfer Station, O = Other, Y = Yes, N = No, GF = General Fund, TF = Tipping Fees, DB = Direct Billing, UT = Utility Tax
All fees represent cost per ton.

Virginia															
Locality	Facility	Tons Disposed	Ownership	Operation	Fees Charged MSW Res	Fees Charged MSW Com	Fees Charged CDD Res	Fees Charged CDD Com	Fees Paid MSW	Fees Paid CDD	Sludge Charged	Yard Waste Charged	Sludge Paid	Yard Waste Paid	Funding
Warren County	TS	31,414	Y	Y		\$67.00						\$10.00			GF, TF, O
Washington County	TS	36,000	Y	Y		\$32.00		\$32.00							GF
Wise County	L	49,465	Y	Y	\$35.00	\$35.00	\$35.00	\$35.00							GF
Wythe County	L		N	N					\$21.44	\$31.44					GF, TF
Wythe County	TS	31,589	Y	Y	\$56.00	\$56.00	\$56.00	\$56.00							
York County	TS	131,750	Y	N	\$42.00	\$42.00	\$42.00	\$42.00	\$27.50	\$27.50		\$38.00		\$27.00	GF, TF, DB

North Carolina															
Locality	Facility	Tons Disposed	Ownership	Operation	Fees Charged MSW Res	Fees Charged MSW Com	Fees Charged CDD Res	Fees Charged CDD Com	Fees Paid MSW	Fees Paid CDD	Sludge Charged	Yard Waste Charged	Sludge Paid	Yard Waste Paid	Funding
Albemarle, City of	L	43,505	Y	Y	\$28.00	\$28.00									TF
Albemarle, City of	L	34,503	Y	Y			\$18.00	\$18.00							
Albemarle, City of	L	2,100	Y	Y								\$18.00			
Asheboro, City of	L	19,461	N	N					\$21.41						GF, DB
Asheboro, City of	L	12,578	N	N						\$24.00					
Asheboro, City of	TS	19,461	Y	Y	\$38.00	\$38.00									
Burke County	L	18,000	Y			\$44.00	\$17.50	\$17.50	\$31.00						TF, O
Burlington, City of	L		N	N	\$36.00		\$19.00		\$19.00						GF, DB
Cabarrus County	L	26,000	Y				\$20.00	\$20.00							TF
Cabarrus County	L		N						\$0.00						
Cherokee County	L	19,438	Y	Y	\$0.00	\$36.00	\$36.00	\$36.00			\$15.00	\$36.00			GF, TF, DB
Cleveland County	L	168,756	Y	Y	\$28.00	\$28.00	\$14.00	\$14.00			\$28.00	\$10.00			TF
Coastal Reg. SW Mgt. Authority	L	213,614	Y	Y	\$34.00	\$34.00	\$34.00	\$34.00			\$34.00	\$34.00			DB
Currituck County	L	43,496	N	N					\$55.99	\$55.99					TF, O
Currituck County	TS	38,659	Y	N	\$56.00	\$56.00	\$56.00	\$56.00							
Franklin County	TS	42,813	Y	Y	\$43.45	\$48.00	\$48.00	\$48.00	\$38.64	\$38.64		\$35.00			GF, TF
Gaston County	L	115,874	Y	Y	\$28.50	\$28.50	\$22.00	\$22.00			\$45.00	\$20.00			TF
Halifax County	L	5,500							\$45.00			\$45.00			DB
Hickory, City of	L		N	N					\$30.00	\$30.00					
Hickory, City of	TS	28,484	Y	Y											
Hickory, City of	O	8,331	Y	Y											GF, DB, O
Iredell County	L	146,272	Y	Y	\$33.00	\$33.00	\$22.00	\$22.00				\$22.00		\$10.00	TF, O
Iredell County	TS	41,727	Y	Y		\$38.00						\$22.00			
Jacksonville, City of	L	42,808	N	N					\$38.50	\$38.50		\$22.00			GF, TF, O
Jacksonville County	TS	29,809	Y	Y	\$45.00	\$45.00	\$45.00	\$45.00				\$20.00			GF, TF, DB
Jones County	TS	2,032	Y	Y	\$60.00	\$60.00	\$60.00	\$60.00							GF, TF, O
Lee County	L	9,247	Y	Y			\$28.00	\$28.00				\$28.00			TF, DB
Lee County	TS	15,212	N	N					\$36.09	\$36.09					
Lenior, City of	L	7,750	N	N					\$3.25						GF
Lexington, City of	L								\$31.00				\$5.00		GF
Lexington, City of	O								\$23.00						
Lexington, City of	O									\$8.00					
Lumberton, City of	L	9,195	N	N											GF
Macon County	L	258,893	Y	Y		\$48.00		\$48.00			\$48.00	\$20.00			TF, UT, O

Solid Waste Rates

Key: L = Landfill, TS = Transfer Station, O = Other, Y = Yes, N = No, GF = General Fund, TF = Tipping Fees, DB = Direct Billing, UT = Utility Tax
All fees represent cost per ton.

North Carolina Locality	Facility	Tons Disposed	Ownership	Operation	Fees Charged MSW Res	Fees Charged MSW Com	Fees Charged CDD Res	Fees Charged CDD Com	Fees Paid MSW	Fees Paid CDD	Sludge Charged	Yard Waste Charged	Sludge Paid	Yard Waste Paid	Funding
McDowell County	L	33875	N	N					\$32.43	\$32.43					GF
McDowell County	TS	8,988	Y	Y		\$38.00		\$38.00				\$0.00			
Moore County	L	26,377	Y	Y				\$27.00		\$27.00		\$0.00		\$0.00	TF
Moore County	TS	13,418	N	N					\$33.89						
Mount Airy, City of	L	7,667							\$36.00						GF
Nash County	L	12,108	Y	Y			\$34.00	\$34.00		\$34.00		\$6.80		\$6.80	TF
Nash County	TS	3,475	N	N					\$35.75						
Nash County	TS	3,834	N	N					\$37.25						
New Hanover County	L	187,388	Y	Y	\$46.00	\$46.00	\$46.00	\$46.00							TF
New Hanover County	O	74,622	Y	Y	\$46.00	\$46.00	\$46.00	\$46.00							
Onslow County	L	126,184	Y	Y	\$38.50	\$38.50	\$38.50	\$38.50	\$38.50	\$38.50	\$38.50				TF
Onslow County	O	11,800	Y	Y								\$22.00		\$22.00	
Orange County	L	74,566	Y	Y	\$45.00	\$45.00	\$41.00	\$41.00			\$45.00	\$15.00			TF
Pender County	L	2,390	N	N					\$43.82	\$26.92					TF
Pender County	TS	2,390	Y	N	\$61.00	\$61.00	\$61.00	\$61.00	\$0.00	\$0.00					
Polk County	L		N	Y			\$43.00	\$43.00							GF, TF, O
Polk County	TS		N	Y		\$60.00									
Roanoke Rapids, City of	L	152	N							\$40.00					GF, O
Roanoke Rapids, City of	TS	6,226	N	N					\$32.04						
Sanford, City of	L		N	N											GF, O
Sanford, City of	TS	1,400	N	N					\$36.09						
Scotland County	L	25,600	Y	Y			\$31.00	\$31.00							TF
Scotland County	TS	28,000	Y	Y	\$35.00	\$35.00			\$26.89						
Scotland County		2,250	Y	Y								\$18.00			
Stokes County	L	13,994	N	N					\$27.00	\$27.00					GF, TF
Stokes County	TS		Y	Y	\$0.00	\$58.00		\$58.00							
Stokes County	O		Y	Y	\$0.00	\$0.00									
Transylvania County	L	28,193	Y	Y	\$42.00	\$42.00									GF, TF
Transylvania County	L	3,469	Y	Y											
Wake County	L	264,236	Y	N	\$0.00	\$29.50		\$59.00	\$29.50		\$29.50				TF, O
Wake County	TS	103,445	Y	N	\$0.00	\$33.50	\$0.00	\$0.00	\$3.50		\$33.50				
Wake County	L	19,807	Y	N				\$25.00							
Wake County	TS	11,285	Y	N	\$60.00	\$60.00	\$16.00	\$16.00				\$16.00		\$16.00	GF, TF, DB, O
Watauga County	L	4,874	N	Y	\$42.00	\$42.00	\$42.00	\$42.00							TF, UT, DB, O
Watauga County	TS	49,300	N	Y	\$42.00	\$42.00	\$42.00	\$42.00							
Wayne County	L	133,000	Y	Y	\$23.00	\$23.00	\$23.00	\$23.00			\$23.00	\$23.00			TF, DB, O
Wilmington, City of	L	5,251	N	N					\$46.00	\$46.00					DB
Wilmington, City of	L		N	N										\$13.00	
Wilmington, City of	O	10,439	N	N					\$46.00						
Wilson County	L		Y	Y			\$31.00	\$31.00							TF
Wilson County	L	7,608	Y	Y								\$21.00			
Wilson County	TS	6,337	N	N					\$31.64						
Winston-Salem, City of	L	239,000	Y	Y	\$33.00	\$33.00					\$33.00				TF
Winston-Salem, City of	L	110,000	Y	Y			\$25.00	\$25.00							
Winston-Salem, City of	O	30,000	Y	N								\$22.00			
Yadkin County	TS	19,963	N	N	\$43.00	\$43.00	\$43.00	\$43.00	\$38.00	\$38.00					TF

Solid Waste Rates

Key: L = Landfill, TS = Transfer Station, O = Other, Y = Yes, N = No, GF = General Fund, TF = Tipping Fees, DB = Direct Billing, UT = Utility Tax
All fees represent cost per ton.

Tennessee															
Locality	Facility	Tons Disposed	Ownership	Operation	Fees Charged MSW Res	Fees Charged MSW Com	Fees Charged CDD Res	Fees Charged CDD Com	Fees Paid MSW	Fees Paid CDD	Sludge Charged	Yard Waste Charged	Sludge Paid	Yard Waste Paid	Funding
Alcoa/Maryville/Blount Co.	L	70,381	Y	Y	\$26.00	\$26.00	\$26.00	\$26.00							TF
Alcoa/Maryville/Blount Co.	L	33,914	Y	Y	\$26.00	\$26.00	\$26.00	\$26.00							
Anderson County	L	65,251	N	N					\$17.00						GF
Athens, City of	L	10,910	N	N					\$16.00			\$16.00		\$16.00	TF, DB
Bristol, City of	L	10,938	N	N					\$20.50						
Bristol, City of	L	70,665	Y	Y											DB
Chester County	TS	6,999	Y	Y	\$0.00										GF
Coffee County	L		N	N					\$25.00	\$25.00					O
Coffee County	TS	3,687	N	N					\$36.71	\$36.71					
Coffee County	TS	5,107	N	N					\$34.90	\$34.90					
Cumberland County	L	26,781	Y	Y	\$40.00	\$40.00			\$40.00						GF
Cumberland County	L	15,188	Y	Y			\$32.00	\$32.00		\$32.00					
Dyersburg, City of	L	56,062	Y	Y	\$30.00	\$30.00	\$18.10	\$18.10							GF, TF
Elizabethton, City of	L	1,014	N	N					\$37.00	\$30.00				\$30.00	GF
Elizabethton, City of	L	10,898	N	N					\$31.33					\$31.33	
Fayetteville, City of	TS	5,094	N	N					\$38.56	\$38.56					GF, TF
Fayetteville, City of	O	3,042	Y	Y										\$11.00	
Greeneville, Town of	L	43,678	N	N					\$27.36						GF, TF
Greeneville, Town of	L	6,958	Y	Y	\$16.00	\$16.00	\$16.00	\$16.00				\$16.00			
Greeneville, Town of	TS	44	Y	Y	\$39.63	\$39.63									
Greeneville, Town of	O	585	Y	Y								\$0.00			
Greeneville, Town of	O	1,430	Y	Y								\$16.00			
Greeneville, Town of	O	740	Y	Y		\$33.00									
Henry County	L	9,285		N					\$30.30						TF
Henry County	L	1,676		N					\$30.00						
Henry County	L	107		N					\$33.00						
Henry County	L	9,285	Y		\$35.00	\$35.00									
Henry County	L	7,002	Y				\$25.00	\$25.00				\$25.00			
Knoxville, City of	L	52,321	N	N					\$23.55						GF
Knoxville, City of	L	40,438	N	N						\$16.00					
Knoxville, City of	TS	36,319	Y	Y	\$32.00	\$32.00	\$25.00	\$25.00							
Knoxville, City of	O	36,000	N	N										\$33.00	
McMinnville, City of	TS	10,727	Y	N					\$35.00						DB, O
Millersville, City of	TS	2,259	Y	N					\$30.15	\$44.50		\$0.00		\$0.00	DB, O
Monroe County	TS	28,139	Y	N	\$41.07	\$41.07	\$41.07	\$41.07	\$41.07	\$41.07					TF, O
Murfreesboro, City of	L	31,087	Y	N					\$0.00	\$0.00					GF
Murfreesboro, City of	L	451	Y	N						\$25.00					
Murfreesboro, City of	O	29,474	Y	Y	\$0.00	\$0.00	\$0.00	\$0.00							
Overton County	TS	10,581	Y	Y	\$0.00	\$40.00	\$40.00	\$40.00	\$0.00	\$0.00	\$40.00		\$0.00	\$0.00	GF
Sullivan County	L	29,777	N	N					\$18.54						GF, TF
Sullivan County	L		N	N			\$25.00	\$25.00		\$25.00					
Sullivan County	L		N	N			\$28.00	\$28.00							
Sullivan County	TS		Y	Y	\$35.00	\$35.00									
Sullivan County	TS		Y	Y	\$35.00	\$35.00									
White County	L	13,509	Y		\$0.00	\$35.00									TF, UT
White County	L	6,182	Y				\$0.00	\$35.00							



Draper Aden Associates

Engineering ♦ Surveying ♦ Environmental Services

2206 South Main Street
Blacksburg, VA 24060
(540) 552-0444

700 Harris Street
Charlottesville, VA 22903
(4434) 295-0700

11828 Fishing Point Drive, Ste 118
Newport News, VA 23606
(757) 599-9800

8090 Villa Park Drive
Richmond, VA 23228
(804) 264-2228

Forwarding Service Requested